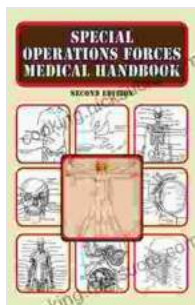


# The Special Operations Forces Medical Handbook: A Comprehensive Guide to Combat Medicine for Special Forces Operators

The Special Operations Forces Medical Handbook is a comprehensive guide to combat medicine for special forces operators. It covers a wide range of topics, from basic first aid to advanced surgical procedures. The handbook is written by a team of experienced special forces medics and is designed to provide operators with the knowledge and skills they need to save lives in the field.



## Special Operations Forces Medical Handbook

by Department of Defense

★★★★☆ 4.7 out of 5

Language : English

File size : 125187 KB

Text-to-Speech : Enabled

Screen Reader : Supported

Enhanced typesetting : Enabled

Print length : 2227 pages



The handbook is divided into three main sections:

- **Basic First Aid:** This section covers the basics of first aid, including how to assess a casualty, stop bleeding, treat wounds, and manage other common injuries.

- **Advanced Medical Procedures:** This section covers more advanced medical procedures, such as how to perform CPR, insert IVs, and suture wounds. It also includes information on how to treat specific injuries, such as gunshot wounds, burns, and fractures.
- **Battlefield Medicine:** This section covers the unique challenges of providing medical care on the battlefield. It includes information on how to triage casualties, evacuate them to safety, and provide them with ongoing care.

The Special Operations Forces Medical Handbook is an essential resource for any special forces operator. It provides the knowledge and skills that operators need to save lives in the field. The handbook is also a valuable resource for civilian medical professionals who want to learn more about combat medicine.

## **Table of Contents**

- Section 1: Basic First Aid
- Section 2: Advanced Medical Procedures
- Section 3: Battlefield Medicine

## **Section 1: Basic First Aid**

The first section of the Special Operations Forces Medical Handbook covers the basics of first aid. This includes how to assess a casualty, stop bleeding, treat wounds, and manage other common injuries.

### **Assessing a Casualty**

The first step in providing first aid is to assess the casualty. This includes checking for signs of life, such as breathing and a pulse. It also includes checking for any obvious injuries.

## Stopping Bleeding

Bleeding is one of the most common injuries in combat. It is important to stop bleeding as quickly as possible to prevent the casualty from going into shock.

There are a number of ways to stop bleeding, including:

- **Direct pressure:** This involves applying direct pressure to the wound to stop the bleeding.
- **Elevation:** This involves elevating the injured limb above the heart to reduce blood flow to the wound.
- **Tourniquet:** This involves applying a tourniquet to the injured limb to stop blood flow.

## Treating Wounds

Wounds are another common injury in combat. It is important to treat wounds as soon as possible to prevent infection.

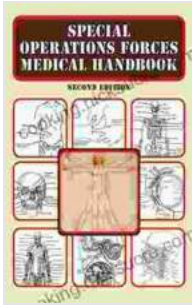
There are a number of ways to treat

### Special Operations Forces Medical Handbook

by Department of Defense

★★★★★ 4.7 out of 5


Language : English



File size : 125187 KB  
Text-to-Speech : Enabled  
Screen Reader : Supported  
Enhanced typesetting : Enabled  
Print length : 2227 pages

FREE

DOWNLOAD E-BOOK



## Golf Scrimmages: Realistic Practice Games Under Pressure

Golf scrimmages are a great way to practice your game in a realistic and competitive environment. They can help you improve your skills, learn how to...



## Ahsoka Tano: The Force-Wielding Togruta Who Shaped the Star Wars Galaxy

Ahsoka Tano is one of the most popular and beloved characters in the Star Wars universe. First introduced in the animated film Star Wars: The Clone Wars, Ahsoka...