


The Complete Guide For Catching Big Channells Blues And Flatheads Freshwater



Channel catfish, blue catfish, and flathead catfish are three of the most popular freshwater fish to catch in North America. They are all large, powerful fish that can provide a thrilling fight on the end of a line. They are also delicious to eat, making them a popular target for both recreational and commercial fishermen.

Fishing for Catfish: The Complete Guide for Catching Big Channells, Blues and Faltheads (Freshwater



Angler) by Keith Sutton

★★★★☆ 4.6 out of 5

Language : English
File size : 10674 KB
Text-to-Speech : Enabled
Screen Reader : Supported
Enhanced typesetting : Enabled
Word Wise : Enabled
Print length : 134 pages



In this guide, we will discuss everything you need to know about catching big channels blues and flatheads freshwater, including:

* Where to find them * What bait and tackle to use * How to hook and land them

Where to Find Channel Blues and Flatheads

Channel catfish, blue catfish, and flathead catfish are all found in freshwater lakes, rivers, and reservoirs. They prefer areas with clear water and a moderate current. They can be found in both shallow and deep water, but they are most commonly found in depths of 10-20 feet.

During the day, channel blues and flatheads will often hide in cover, such as under rocks, logs, or overhanging banks. At night, they will come out to feed in open water.

What Bait and Tackle to Use

The best bait to use for channel blues and flatheads is live bait, such as minnows, shad, or worms. You can also use cut bait, such as pieces of fish

or chicken liver.

The best tackle to use for channel blues and flatheads is a heavy-duty fishing rod and reel. The rod should be at least 6 feet long and have a heavy-duty drag system. The reel should be a baitcasting or spinning reel with a capacity of at least 100 yards of line.


How to Hook and Land Channel Blues and Flatheads

When you are fishing for channel blues and flatheads, it is important to use a strong hook and sharp line. The hook should be at least a size 1/0, and the line should be at least 20-pound test.

To hook a channel blue or flathead, cast your bait out and let it sink to the bottom. Then, slowly reel in your bait, keeping it just off the bottom. When you feel a fish strike, set the hook hard and start reeling.

Channel blues and flatheads are powerful fish, so be prepared for a fight. Use a heavy-duty drag system to keep the fish from pulling you into the water. When the fish is tired, gently guide it to the surface and land it with a net.

Catching big channels blues and flatheads freshwater can be a challenging but rewarding experience. By following the tips in this guide, you will increase your chances of success.




Fishing for Catfish: The Complete Guide for Catching Big Channells, Blues and Faltheads (Freshwater Angler)

by Keith Sutton

★★★★☆ 4.6 out of 5

Language : English

File size : 10674 KB
Text-to-Speech : Enabled
Screen Reader : Supported
Enhanced typesetting : Enabled
Word Wise : Enabled
Print length : 134 pages



Golf Scrimmages: Realistic Practice Games Under Pressure

Golf scrimmages are a great way to practice your game in a realistic and competitive environment. They can help you improve your skills, learn how to...



Ahsoka Tano: The Force-Wielding Togruta Who Shaped the Star Wars Galaxy

Ahsoka Tano is one of the most popular and beloved characters in the Star Wars universe. First introduced in the animated film Star Wars: The Clone Wars, Ahsoka...