


# Team Shooting Tactics For Home Defense: A Comprehensive Guide for Enhanced Security

In the unfortunate event of a home invasion, having a plan in place can significantly increase your chances of defending yourself and your loved ones. One effective strategy is to employ team shooting tactics, which involve coordinating actions with multiple individuals to maximize efficiency and safety.



## Prepared and Armed: Team Shooting Tactics for Home Defense by Joseph Terry

★★★★☆ 4.7 out of 5

Language : English  
File size : 3092 KB  
Text-to-Speech : Enabled  
Screen Reader : Supported  
Enhanced typesetting : Enabled  
Word Wise : Enabled  
Print length : 208 pages



## Team Composition and Roles

The ideal team size for home defense is typically 2-4 individuals. Each member should have a specific role:

- **Lead Tactician:** Coordinates the team's actions, makes tactical decisions, and maintains communication.

- **Point Person:** Moves ahead of the team, clearing rooms and providing cover.
- **Flankers:** Move on both sides of the point person, providing additional cover and suppressing enemy fire.
- **Rear Guard:** Provides cover for the team as it advances and prevents enemy attacks from behind.

## Strategic Positioning

Positioning is crucial for effective team shooting. The team should:

- **Control Dominant Terrain:** Position themselves on higher ground or behind cover to gain an advantage.
- **Maintain Visual Contact:** Have a clear line of sight to each other and coordinate movements.
- **Cover and Concealment:** Utilize obstacles, furniture, and walls to block enemy fire and hide their own positions.

## Communication and Signal System

Effective communication is essential for team shooting. The following methods can be used:

- **Hand Signals:** Pre-determined hand gestures to convey specific commands or actions.
- **Code Words:** Simple words or phrases to indicate enemy positions, threats, or changes in strategy.

- **Two-Way Radios:** Allow for discreet communication over distance, but require batteries and can be susceptible to interference.

## Room Clearing Techniques

Team shooting tactics are particularly useful in clearing rooms during home invasions. The following techniques can be employed:

- **Dynamic Entry:** The team forces entry into a room and quickly searches for threats.
- **Slow and Methodical Search:** The team carefully enters and covers all corners of the room, minimizing the risk of an ambush.
- **Multiple Angle Approach:** The team enters from different entry points simultaneously, providing multiple angles of fire and reducing blind spots.

## Fire Suppression and Cover Fire

Suppressing enemy fire and providing cover are crucial components of team shooting. The team should:

- **Employ Cover Fire:** One or more team members unleash a barrage of fire to distract or suppress enemy movements.
- **Utilize Suppressive Fire:** Team members direct fire at specific areas to prevent enemy retaliation.
- **Flanking Maneuvers:** Team members move to the sides of the enemy to establish a crossfire and neutralize threats.

## Target Prioritization

In the chaos of a home invasion, it's important to prioritize targets based on their threat level:

- **\*\*Immediate Threats:\*\*** Armed individuals actively engaging the team or posing an imminent danger.
- **\*\*Secondary Threats:\*\*** Unarmed but potentially threatening individuals, such as accomplices or hostages.
- **\*\*Environmental Threats:\*\*** Obstacles or hazardous materials that could impede the team's progress or safety.

## **Training and Practice**

Team shooting tactics require extensive training and practice to ensure coordination and proficiency. The team should:


- **Conduct Live-Fire Exercises:** Practice room clearing, target prioritization, and communication under realistic conditions.
- **Simulate Home Invasions:** Use role-playing and scenario-based exercises to prepare for various home invasion scenarios.
- **Review and Refine:** Regularly assess team performance, identify areas for improvement, and modify tactics accordingly.

## **Legal Considerations**

It's crucial to consult with a qualified attorney to understand the legal implications of employing team shooting tactics for home defense. Factors to consider include:

- **Self-defense Laws:** Vary from state to state, so it's essential to know the applicable laws and limitations.
- **Use of Deadly Force:** Only permissible when there is a reasonable belief of imminent threat to life or great bodily harm.
- **Civil Liability:** Team members may be held liable for any injuries or damages caused during a home invasion.

Team shooting tactics can significantly enhance home defense capabilities, but they require meticulous planning, training, and coordination. By understanding team roles, strategic positioning, communication systems, room clearing techniques, and legal considerations, homeowners can effectively protect their homes and loved ones in the face of a home invasion.




## Prepared and Armed: Team Shooting Tactics for Home Defense by Joseph Terry

★★★★☆ 4.7 out of 5

Language : English  
File size : 3092 KB  
Text-to-Speech : Enabled  
Screen Reader : Supported  
Enhanced typesetting : Enabled  
Word Wise : Enabled  
Print length : 208 pages





## **Golf Scrimmages: Realistic Practice Games Under Pressure**

Golf scrimmages are a great way to practice your game in a realistic and competitive environment. They can help you improve your skills, learn how to...



## **Ahsoka Tano: The Force-Wielding Togruta Who Shaped the Star Wars Galaxy**

Ahsoka Tano is one of the most popular and beloved characters in the Star Wars universe. First introduced in the animated film Star Wars: The Clone Wars, Ahsoka...