


Smoothing Critical Transitions: Enhancing User Experience in Digital Products

In the realm of digital products, critical transitions represent pivotal moments where users navigate from one state or context to another. These transitions can make or break the overall user experience, influencing user engagement, satisfaction, and loyalty.



Smoothing a Critical Transition: Nontechnical Knowledge and Techniques for Student Researchers

by Steve Bisheff

★★★★☆ 4.7 out of 5

Language : English
File size : 20155 KB
Text-to-Speech : Enabled
Screen Reader : Supported
Enhanced typesetting : Enabled
Word Wise : Enabled
Print length : 219 pages



Critical transitions can occur at various points in a user's journey, such as:

- Onboarding
- Navigation
- Content
- Error handling

Understanding Critical Transitions

To effectively smooth out critical transitions, it's essential to first understand their nature:

Onboarding Transitions

Onboarding transitions introduce users to a new product or service. Smooth onboarding ensures that users are guided through essential steps to get started seamlessly.

Navigation Transitions

Navigation transitions enable users to move between different sections or pages of a product. Well-designed transitions provide clear cues and reduce cognitive load.

Content Transitions

Content transitions occur when users interact with various content types. Smooth transitions maintain the flow of information and prevent interruptions.

Error Handling Transitions

Error handling transitions guide users through unexpected events or errors. Effective transitions prioritize user understanding and minimize frustration.

Strategies for Smoothing Critical Transitions

Several strategies can be employed to improve the smoothness of critical transitions:

Visual Cues and Feedback

Utilize visual cues such as animation, color changes, and loading indicators to communicate transitions clearly. Provide immediate feedback to acknowledge user actions.

Progressive Disclosure

Reveal information and functionality gradually to reduce cognitive overload. Divide complex transitions into smaller, manageable steps.

Personalized Transitions

Tailor transitions based on user preferences and context. Provide relevant guidance and customization options to enhance personalization.

Animate Transitions

Use subtle animations to make transitions visually appealing and reduce abrupt jumps. Animations should be purposeful and not distracting.


Minimize Interruptions

Avoid unnecessary interruptions during transitions. Allow users to complete their current task before transitioning to a new state.


Smoothing critical transitions is a cornerstone of user experience design. By understanding their nature and employing effective strategies, digital products can enhance user engagement, satisfaction, and loyalty. A seamless and enjoyable user experience ultimately leads to increased adoption, usage, and advocacy.

Smoothing a Critical Transition: Nontechnical Knowledge and Techniques for Student Researchers

by Steve Bisheff



★★★★☆ 4.7 out of 5
Language : English
File size : 20155 KB
Text-to-Speech : Enabled
Screen Reader : Supported
Enhanced typesetting: Enabled
Word Wise : Enabled
Print length : 219 pages



Golf Scrimmages: Realistic Practice Games Under Pressure

Golf scrimmages are a great way to practice your game in a realistic and competitive environment. They can help you improve your skills, learn how to...



Ahsoka Tano: The Force-Wielding Togruta Who Shaped the Star Wars Galaxy

Ahsoka Tano is one of the most popular and beloved characters in the Star Wars universe. First introduced in the animated film Star Wars: The Clone Wars, Ahsoka...