

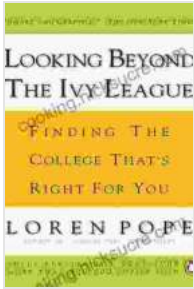
Finding the College That's Right for You: A Comprehensive Guide



Choosing the right college can be an overwhelming decision. With countless options available, it's essential to find an institution that aligns with your academic goals, values, and aspirations. This comprehensive guide will provide you with all the information you need to embark on this exciting journey and find the college that will set you on the path to success.

Looking Beyond the Ivy League: Finding the College That's Right for You by Loren Pope

★★★★☆ 4.1 out of 5



Language	: English
File size	: 386 KB
Text-to-Speech	: Enabled
Screen Reader	: Supported
Enhanced typesetting	: Enabled
Word Wise	: Enabled
Print length	: 288 pages



Step 1: Define Your Criteria

Before you begin your search, take some time to reflect on your priorities and aspirations.

* **Academic Interests:** Identify your areas of academic interest and explore colleges that offer strong programs in those fields. Consider the majors, minors, and specialized courses available. * **Campus Environment:** Determine the type of campus environment you prefer. Do you envision a bustling urban setting, a peaceful rural campus, or something in between? * **Student Life:** Consider the extracurricular activities, clubs, and organizations that are important to you. Make sure the college offers opportunities that align with your passions. * **Location and Accessibility:** Proximity to home, transportation options, and local amenities can all play a role in your decision. * **Cost and Financial Aid:** Be realistic about your budget and explore colleges that offer financial aid and scholarship opportunities.

Step 2: Research Your Options

Once you have defined your criteria, begin researching different colleges that meet your requirements.

* **College Websites:** Visit the official websites of colleges to gather detailed information about their academic programs, campus life, and student support services. * **College Fairs:** Attend college fairs to meet representatives from different institutions and learn about their offerings. * **Online Resources:** Explore websites like College Board, US News & World Report, and Niche to compare colleges based on their rankings, admissions requirements, and student reviews. * **Talk to Current and Former Students:** Reach out to alumni or current students to get firsthand insights into the college experience.

Step 3: Visit Campuses

Visiting colleges in person provides an invaluable opportunity to experience the campus culture and atmosphere.

* **Schedule Campus Tours:** Take guided or self-guided tours to explore the academic facilities, student housing, and other campus amenities. * **Meet with Faculty and Staff:** Schedule appointments with professors or department chairs to discuss academic programs and research opportunities. * **Engage with Students:** Attend student events or participate in campus activities to interact with current students and learn about their experiences.

Step 4: Apply and Get Accepted

Once you have identified your top choices, it's time to apply.

* **Complete Applications:** Submit all required application materials, including transcripts, essays, and letters of recommendation. * **Pay Attention to Deadlines:** Make note of all application deadlines and submit your materials accordingly. * **Meet Admissions Requirements:** Ensure

that your academic achievements and extracurricular activities meet the admissions standards of your chosen colleges. * **Apply for Financial Aid:** Complete the FAFSA (Free Application for Federal Student Aid) to determine your eligibility for grants, scholarships, and loans.

Step 5: Make Your Decision

After receiving acceptance letters, carefully weigh your options and make the decision that is best for you.

* **Pros and Cons:** List the advantages and disadvantages of each college to help you compare them objectively. * **Campus Visit Recap:** Recall your experiences from your campus visits to refresh your memory of the campus culture and atmosphere. * **Financial Considerations:** Calculate the total cost of attendance for each college and consider the financial aid packages you have received. * **Academic Fit:** Determine which college offers the best academic program for your field of study and career aspirations.

Finding the right college is a process that requires thorough research, careful evaluation, and introspection. By following the steps outlined in this guide, you will be well-equipped to make an informed decision that will shape your future. Remember, the college you choose will not only provide you with an education but also contribute to your personal and professional growth. Embrace the journey of discovery and find the college that will empower you to reach your full potential.


Looking Beyond the Ivy League: Finding the College

That's Right for You by Loren Pope


★★★★☆ 4.1 out of 5

Language : English

File size : 386 KB



Text-to-Speech : Enabled
Screen Reader : Supported
Enhanced typesetting : Enabled
Word Wise : Enabled
Print length : 288 pages



Golf Scrimmages: Realistic Practice Games Under Pressure

Golf scrimmages are a great way to practice your game in a realistic and competitive environment. They can help you improve your skills, learn how to...



Ahsoka Tano: The Force-Wielding Togruta Who Shaped the Star Wars Galaxy

Ahsoka Tano is one of the most popular and beloved characters in the Star Wars universe. First introduced in the animated film Star Wars: The Clone Wars, Ahsoka...